



EEGI Labeling

EEGI Team Meeting 6
Brussels, 24th January 2012

www.gridplus.eu



Review on objectives of EEGI Labeling



- Highlights that a specific project is of central interest to the EEGI initiative and is in line with EEGI objectives
- EEGI Label does not evaluate the quality of a project



What is EEGI Labeling about?



- The EEGI Label acknowledges that a specific project is in line with the spirit of the EEGI (i.e. knowledge sharing of results, system level innovation, etc.) and an EEGI Functional Project as specified in the *EEGI Implementation Plan and Roadmap 2010-18*.
- EEGI Label acknowledges that the project satisfies minimum defined criteria, considered necessary prior to full deployment of tested solutions (i.e. provides existence of deployment plan, considers different local conditions, etc.).

What are the benefits of having the “EEGI Label”?

- EEGI Label can provide additional visibility to Smart Grid projects or proposals.
- EEGI Label might facilitate additional financing to proposals at National and European level.

www.gridplus.eu



Main components of EEGI Labeling Process



- **3 EEGI Labels**

	“EEGI Core”	“EEGI Support”	No Label
Transmission Network Projects	X		X
Joint Transmission & Distribution Network Projects	X		X
Distribution Network Projects	X	X	X

- **1 SIZE precondition** to pre-filter projects (Distribution Network projects only)

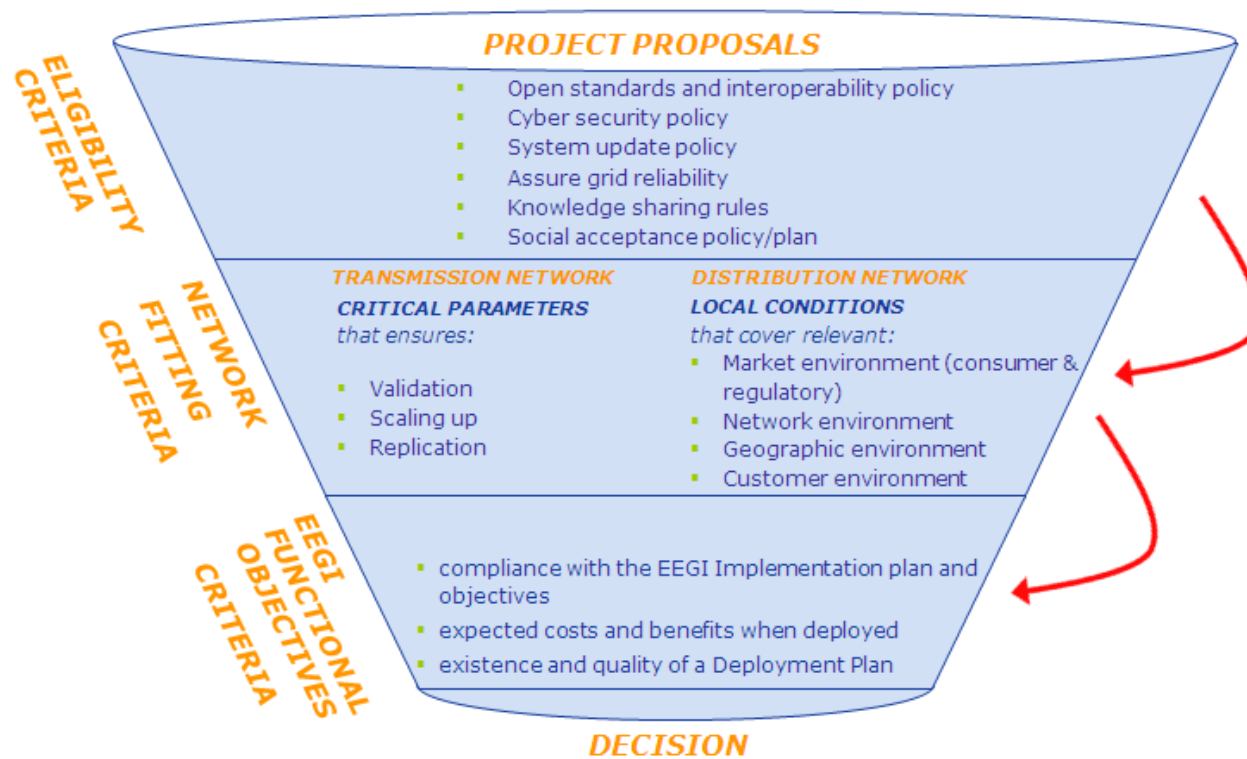
	Budget of demo	OR	Customers affected (measure system impact)
“EEGI Core”	15M€	OR	20000
“EEGI Support”	2M€	OR	1000



Main components of EEGI Labeling Process (2)




- 3 Families of EEGI Criteria

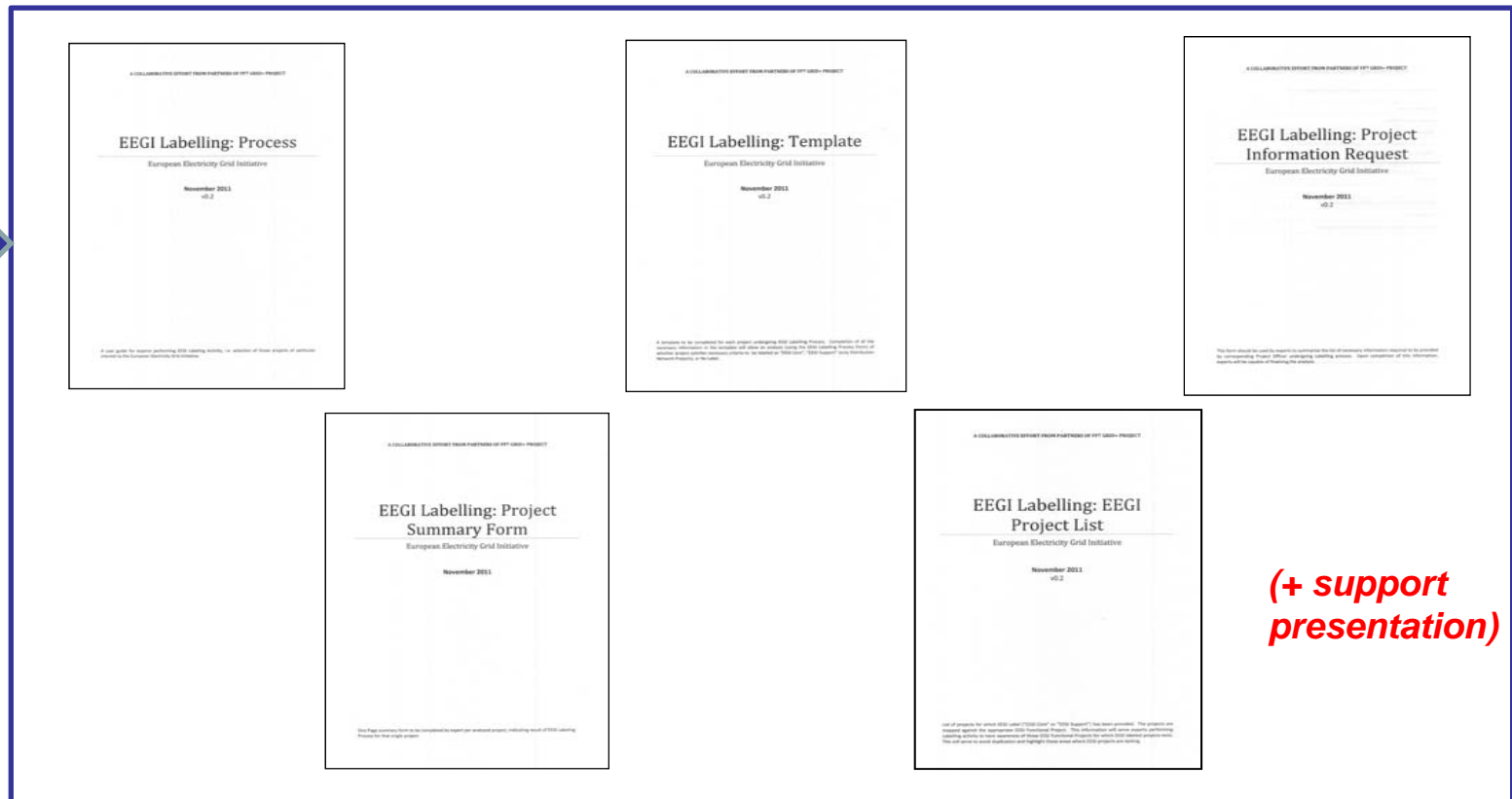




Available EEGI Labeling Documentation



- (1) JRC Mapping
- (2) AIT Clustering





Next Steps



- Verify robustness of EEGI Labeling Process on real projects (by mid-February).
- Finalize the first official draft of the EEGI Labeling documentation (by early March)
- Perform evaluation of first projects (by end of March).